

Vadim Ermolayev
Frédéric Mallet
Vitaliy Yakovyna
Vyacheslav Kharchenko
Vitaliy Kobets
Artur Kornilowicz
Hennadiy Kravtsov
Mykola Nikitchenko
Serhiy Semerikov
Aleksander Spivakovsky
(Eds.)



ICT in Education, Research and Industrial Applications


Proceedings of the 15th International Conference,
ICTERI 2019. Volume II: Workshops


Kherson, Ukraine
June, 2019

Editors


Vadim Ermolayev 
Zaporizhzhia National University, Ukraine


Frédéric Mallet 
Université Cote d'Azur; CNRS, Inria, I3S,
France

Vitaliy Yakovyna 
University of Warmia and Mazury
in Olsztyn, Poland; Lviv Polytechnic National
University, Ukraine

Vyacheslav Kharchenko 
National Aerospace University "KhAI",
Ukraine


Vitaliy Kobets 
Kherson State University, Ukraine

Artur Korniłowicz 
University of Białystok, Poland

Hennadiy Kravtsov 
Kherson State University, Ukraine

Mykola Nikitchenko 
Taras Shevchenko National University of
Kyiv, Ukraine

Serhiy Semerikov 
Kryvyi Rih State Pedagogical University,
Ukraine

Aleksander Spivakovsky 
Kherson State University, Ukraine;
Verkhovna Rada of Ukraine

Ermolayev, V., Mallet, F., Yakovyna, V., Kharchenko, V., Kobets, V., Korniłowicz, A., Kravtsov, H., Semerikov, S., and Spivakovsky, A. (Eds.): *ICT in Education, Research, and Industrial Applications. Proc. 15th Int. Conf. ICTERI 2019. Volume II: Workshops*. Kherson, Ukraine, June 12-15, 2019, CEUR-WS.org, online

This volume represents the proceedings of the Workshops co-located with the 15th International Conference on ICT in Education, Research, and Industrial Applications, held in Kherson, Ukraine, in June 2019. It comprises 82 contributed papers that were carefully peer-reviewed and selected from 218 submissions for the five workshops: 3L-Person, CoSinE, ITER, RMSE, and TheRMIT. The volume is structured in five parts, each presenting the contributions for a particular workshop. The topical scope of the volume is aligned with the thematic tracks of ICTERI 2019: (I) Advances in ICT Research; (II) Information Systems: Technology and Applications; (III) ICT in Education; and (IV) ICT Cooperation in Academia and Industry.

Copyright © 2019 for the individual papers by the papers' authors.
Copying permitted only for private and academic purposes. This volume is published and copyrighted by its editors.

Preface

It is our pleasure to present you the proceedings of the Workshops co-located with ICTERI 2019, the fifteenth edition of the International Conference on Information and Communication Technologies in Education, Research, and Industrial Applications, held in Kherson (Ukraine) on June 12-15, 2019. This year's edition focused on research advances, information systems technologies and applications, business/academic applications of Information and Communication Technologies. Emphasis was also placed on the role of ICT in Education. These aspects of ICT research, development, technology transfer, and use in real world cases remain vibrant for both the academic and industrial communities. Overall, ICTERI 2019, including the Workshops, was focused on the four thematic tracks reflecting these research fields: (I) Advances in ICT Research; (II) Information Systems: Technology and Applications; (III) ICT in Education; and (IV) ICT Cooperation in Academia and Industry.

This volume is structured in five parts, each presenting the contributions to a particular workshop:

Part I: 4th International Workshop on Professional Retraining and Life-Long Learning, using ICT: Person-oriented Approach (3L-Person 2019). This workshop was organized by Hennadiy Kravtsov, Svitlana Lytvynova, and Mariya Shyshkina and dedicated to the 20th anniversary of the Institute of Information Technologies and Learning Tools of the NAES of Ukraine. The workshop discussed novel research issues and uses of information technology for life-long learning.

Part II: 7th International Workshop on on Computer Simulation in Education: A Workshop in Memory of Professor Illia O. Teplytsky (CoSinE 2019). This workshop was organized by Arnold Kiv, Serhiy Semerikov, Vladimir Soloviev, and Andrii Striuk. It addressed real-world applications of computer simulation in education.

Part III: 7th International Workshop on Information Technologies in Economic Research (ITER 2019). This workshop was organized by Vitaliy Kobets, Tetiana Paientko, and Alessio Maria Braccini. It focused on research advances, business/academic applications of information and communication technologies related to solving practical economic problems and also pushing forward economic research.

Part IV: 3^d International Workshop on Rigorous Methods in Software Engineering (RMSE 2019). This workshop was organized by Artur Kornilowicz, Mykola Nikitchenko, Vladimir Peschanenko, and Grygoriy Zholtkevych. It dealt with the aspects of the use of rigorous methods and techniques, which are used in different fields

of software engineering: specification, verification and optimization of software; software analysis, testing, and re-engineering.

Part V: 5th International Workshop on Theory of Reliability and Markov Modelling for Information Technologies (TheRMIT 2018). This workshop was organized by Vyacheslav Kharchenko, Elena Zaitseva, De-Jiu Chen, and Bogdan Volochiy. It addressed modern information technologies, systems, and IT-infrastructure as objects of reliability (dependability, safety, security and resilience) regulation, modelling, assessment and assurance. The workshop focused on the mathematical models, application of software tools for IT reliability analysis and assessment, decision support and decision making in the context of the development of dependable, safe, secure and resilient IT-based systems.

Overall, ICTERI 2019 workshops attracted 218 paper submissions. Out of these submissions, the organizers have accepted 82 high quality and most interesting papers. So, the average acceptance rate was of 38 percent.

This volume would not appear without the support of many people. First of all, we would like to thank all the authors who submitted papers to the workshops of ICTERI 2019 and thus demonstrated their interest in the research problems within their scope. We are very grateful to the members of the Program Committees for providing timely and thorough reviews and, also, for being cooperative in doing additional review work. We would like to thank the local organizers of the conference whose devotion and efficiency made the constellation of ICTERI 2019 workshops a very interesting and effective scientific forum.

June, 2019

Vadim Ermolayev
Frédéric Mallet
Vitaliy Yakovyna
Vyacheslav Kharchenko
Vitaliy Kobets
Artur Kornilowicz
Hennadiy Kravtsov
Mykola Nikitchenko
Serhiy Semerikov
Aleksander Spivakovsky

- The Technique to Evaluate Pupils' Intellectual and Personal Important Qualities for ICT Competences 170-177
Svitlana Lytvynova, Oleksandr Burov, Olga Slobodyanyk
- The Method for Forming the Health-Saving Component of Basic School Students' Digital Competence 178-190
Yuliya Nosenko, Alisa Sukhikh
- ICT in Professional Education of Future Primary School Teachers: Modeling of Scientific and Research Work 191-203
Yevheniia Spivakovska, Tetyana Vinnyk, Liudmula Perminova, Vera Kotkova
- Design of Approaches to the Development of Teacher's Digital Competencies in the Process of Their Lifelong Learning 204-219
Nadiia Balyk, Yaroslav Vasylenko, Galina Shmyger, Vasyl Oleksiuk, Anna Skaskiv
- Information System of Scientific Activity Indicators of Scientific Organizations: Development Status and Prospects 220-228
Aleksandr Spivakovsky, Maksym Vinnik, Maksym Poltoratskiy, Yulia Tarasich, Yevheniia Spivakovska, Greg Gardner, Kateryna Panova
- Advanced Information Technology Tools for Media and Information Literacy Training 229-240
Yuliya Krylova-Grek

Part II: 7th International Workshop on Information Technologies in Economic Research (ITER 2019)

- Information-Analytical Support for the Processes of Formation of "Smart Sociopolis" of Truskavets 241-256
Mykola Odrekhivskyy, Nataliia Kunanets, Volodymyr Pasichnyk, Antonii Rzheuskyi, Danylo Tabachyshyn
- The Main Aspects of the Introduction of ERP-Systems at the Machine-Building Enterprises 257-268
Irina Nyzhnyk, Viktor Lysak
- Business Models of Reproduction Cycles for Digital Economy 269-276
Leonid Melnyk, Oleksandr Derykolenko, Oleksandr Kubatko, Oleksandr Matsenko
- Support of Investors' Decision Making in Economic Experiments Using Software Tools 277-288
Daria Kilinich, Vitaliy Kobets
- Application of Geographic Information Systems in the Field of Domestic Waste Management 289-301
Olga Popova, Liubov Pankratova, Inesa Mikhno
- Forecasting of Cereal Crop Harvest on the Basis of an Extrapolation Canonical Model of a Vector Random Sequence 302-315
Igor Atamanyuk, Yuriy Kondratenko, Anastasiya Poltorak, Natalia Sirenko, Vyacheslav Shebanin, Inna Baryshevska, Valeriia Atamaniuk
- Cloud Based Architecture of the Core Banking System 316-331
Andrii Roskladka, Nataliia Roskladka, Ganna Kharlamova, Roman Baglai
- Forecasting Prices on the Stock Exchange Using a Trading System 332-347
Liubov Pankratova, Tetiana Paientko, Yaroslav Lysenko
- The Relationship between Oil and Gas Prices, Dow Jones and US Dollar Indexes: A Wavelet Co-movement Estimation and Neural Network Forecasting

Design of Approaches to the Development of Teacher's Digital Competencies in the Process of Their Lifelong Learning

Nadiia Balyk^[0000-0002-3121-7005], Yaroslav Vasylenko^[0000-0002-2954-9692],
Galina Shmyger^[0000-0003-1578-0700], Vasyl Oleksiuk^[0000-0003-2206-8447],
and Anna Skaskiv^[0000-0002-3548-2383]

Ternopil Volodymyr Hnatiuk National Pedagogical University
2 M. Kryvonosa St., Ternopil, Ukraine
{nadbaly, yava, shmyger, oleksyuk, skaskiv}@fizmat.tnpu.edu.ua

Abstract. At present, various strategies and initiatives focused on innovation of educational technologies in higher pedagogical education are offered in Ukraine. The study of the state of the formation of teachers' digital competences in the process of their professional development has been carried out on the basis of Ternopil Volodymyr Hnatiuk National Pedagogical University.

The article analyzes foreign and national approaches and strategies to the development of teachers' digital competences. The results of the study, aimed to determine the features of mastering digital competencies in the process of teachers' professional development and their lifelong learning, are presented. In total, 258 teachers from Ternopil and Ternopil region (Ukraine) took part in this research. The study combines a variety of statistical tools and techniques in the real contexts of higher education. The research has been carried out to determine the characteristics of elements that measure the digital competency of the professional development. The results were processed based on the *Item Response Theory* (IRT). This article demonstrates the utility of the standardized LD χ^2 statistic and the M_2 statistic as provided in the software IRTPRO, but not available readily in most IRT programs and not discussed commonly in pedagogical papers for IRT.

On the basis of the research carried out at the Ternopil Volodymyr Hnatiuk National Pedagogical University, the strategy for the professional development of digital competencies of teachers in the process of their lifelong learning has been developed, which takes into account the results of the analysis of the criteria and indicators inherent for the qualitative improvement of qualifications, that have been determined by international standards and studies of professional institutions.

Keywords: digital competencies, approaches, professional development, teacher training, lifelong learning.

1 Introduction

Society's digitalization involves the need to create strategies for the development of a modern educational digital environment. As digital technologies are becoming central part of everyday work, teachers are made to rethink and transform educational traditions through new technologies and learn throughout their lives. This problem requires the creation of approaches to the development of teachers' digital competences in the process of their lifelong learning.

The reform of Ukrainian education involves a new educational strategy that focuses on the pupils and on the competence learning. This approach involves fundamental changes in the professional priorities and school teachers' roles [23]. Teachers must adapt their professional competences in accordance with the requirements of the modern digital technologies development. Therefore, professional qualification improvement and lifelong learning are of paramount importance for the development of teachers' digital competencies.

2 Justification of the problem

Digital education is a multifunctional concept that includes the structure, culture and goals of schools, new roles of teachers and pupils. Increasing the efficiency of digital pedagogical education requires special attention to the acquisition of digital competences in the process of professional development of teachers and their lifelong learning [6; 22; 3; 2].

Digital competence regards the ability to use digital technology effectively and to function properly in a digital society, which is an essential part of lifelong learning [20]. Acquiring digital competence refers to the learning to adapt the culture with strong technological, informational and communicative elements.

The problem of distinguishing the main competences in digital education and teacher professional training is relevant and important today. The research [18] focuses is on the approaches to the development of digital competences in educational contexts. The author analyzes international studies over the past 10 years from the point of view of politics, organizational infrastructure, strategic leadership, as well as of lectures and their practices.

Hall R., Atkins, L. and Fraser, J. [10] reviewed a variety of four-level digital competency structures that determine critical digital interest in achievement progress from the basic requirements to the demonstration of expert, transformational skills, practice and knowledge.

The levels of digital competence, specified in the DigEuLit project [14], changed from the digital competency, general skills and approaches to the digital use and professional application of these skills.

Competency approach is becoming a standard of pedagogical innovations [5] and a major factor in the reformation of education system [11; 12].

In recent years, pedagogical aspects of the digital competence have been discussed [7; 27; 13]. From J. [7] confirms that the pedagogical aspects of digital competence

should be considered not only at the level of teachers' competence, but also at the administrative level of school organization.

Ottestad, G., Kelentrić, M., Guðmundsdóttir, G. [15] described the use of ICT for pedagogical and didactic purposes in Norwegian pedagogical curriculums. In the context of their research, pedagogical education is of paramount importance for the development of digitally competent teachers. They offer three main dimensions to describe the professional competence of teachers: the Generic digital competence, the Didactic digital competence and the Professionally-oriented digital competence.

The strategy of integrating digital competences into the professional teachers' development has been analyzed in the study [19]. The model includes a frame of 7 digital competences, 78 units of digital competences divided into three levels of competence development: the Basic Knowledge, the Knowledge Deepening and the Knowledge Generation.

Tømte C., Kårstein, A., Olsen, D. [24] have revealed that the development of professional digital competences in the whole world is poorly developed at the level of pedagogical curriculum management and there is no complex approach to the development of such competencies in most of the curriculum programs. In addition, they noted that the academic strategies of pedagogical educational institutions on this topic are not efficient enough and that the teaching staff' experience varies greatly. Encouraging the professional digital competency of students and teachers in many pedagogical curriculum programs depends on enthusiasts among teachers.

In their studies, Gudmundsdottir, G., Loftsgarden, M., Ottestad, G. [8] stated that only a few graduates – qualified teachers were satisfied with their knowledge and skills gained at the university for work in a class equipped with digital instruments. At the same time, teacher practitioners were interested in further development and deepening of their digital competence, even if the schools in which they work do not set clear requirements about the use of digital technologies for teaching and learning.

There are relatively few examples when a pedagogical institution clearly describes how digital competence may be related to what a good teacher should be, or what digital competencies will be formed in the process of teacher training and their lifelong learning. Authors [24; 25] also note that there is the need to improve collaboration between schools and pedagogical universities in order to develop approaches to supporting teachers' digital competences.

Digital competences continue to be a problem for pedagogical practice and educational innovation, as well as the integration of digital technologies into the learning process. Our main attention in this research is focused on the need to develop approaches to developing the digital competence of teachers in their professional qualification improvement and lifelong learning.

3 The Presentation of Main Results

3.1 Methodology for identifying the teachers' needs in digital competences acquisition in the context of their professional development

During the research, we have used a set of research methods, namely: theoretical – analysis of scientific and educational-methodical literature, official documents of the European Union and the Ministry of Education and Science of Ukraine in order to determine the theoretical fundamentals of the problem acquisition; empirical – observation to identify the teachers' needs in the digital competences in the process of their professional development and lifelong learning; development of the approaches to the development of teachers' digital competences in the process of their lifelong learning; statistical methods of mathematical processing of scientific data for the research results analysis and interpretation.

The conducted research is comprised of the following stages:

1. Review of the documents to reflect the contemporary understanding of the teachers' digital competences needed in the digital society and the education system.
2. Analysis of the digital technologies impact on teachers' professional development, role and functions in order to identify their needs for digital competency training in the context of professional development.
3. Creating the questionnaire for assessing the teachers' needs in digital competence training and advanced training in this field. The research strategy from the beginning involved the use of online survey.
4. Statistical processing of results and summing up.
5. Development of the approaches in order to the develop teachers' digital competences in the process of their lifelong learning.

At the end of 2017, the preparatory phase of the study, consisting of series of interviews with experts on the digital competences integration into teachers' professional development and lifelong learning, took place. The preparatory phase laid the foundation for a clearer statement of goals and objectives, clarification of the methodology, contributed to the formulation of research hypotheses and to the development of research tools.

The data collection phase has been conducted through the online survey. To collect data for the study, the questionnaire with four sections was used and it contained 14 questions reflecting the objectives of this study. The survey lasted from February 20 to May 5, 2018. The time of work with the questionnaire was expected approximately on 20 minutes.

258 respondents were involved through various informational channels on anonymous and free-of-charge basis. The target audience of the experiment was represented by rural teachers ($n = 127$) working at schools of Ternopil region and teachers of the city of Ternopil ($n = 131$).

The results of the experiment have showed that 75% of teachers are women, and the rest are men. Most respondents were between the age of 28 and 58. Regarding the professional profile of the respondents, the experiment has revealed that 70% of the

respondents had ten or more years of pedagogical experience, 30% – less than 10 years.

The study revealed that there is a link between some of the demographic characteristics of respondents (age and place of residence) and their need for digital competence in the context of their professional development.

The research has also ascertained that there is a significant link between all respondents' professional characteristics in particular with the subject they teach at school, their position, their work experience and their need for the digital competence in the context of their professional development.

In the process of research such theses have been confirmed:

Both rural and urban teachers are generally not satisfied with the existing system of teacher' qualifications in the field of digital competence development.

During the advance teachers' improvement in order to develop digital competences, traditional trajectories dominate that are often characterized by the limited creativity and by the lack of innovation practices.

Study has showed that among the challenges affecting teachers' digital competence of acquisition in professional development and their lifelong learning, there were the lack of funds (46%), lack of time (51%), lack of motivation for professional growth (42%), as well as the problems, associated with the educational sector in Ukraine (21%), that were significant to them.

The author's strategy of the designing of the approaches in order to develop digital competences in the process of professional training and teachers' advanced training is based on the European Digital Comprehensive Teachers Framework – DigCompEdu [2; 21]. The digital competency of professional development contains 14 criteria, which are grouped into 4 groups. The selection of criteria has derived from our experience of teachers' training organization in the training center "Educational Innovation" studies in the context of their digital competencies development.

At the preparatory stage, we suggested teachers to evaluate their level of digital competencies development. The assessment has been carried out in a 5-point scale based on the proposed criteria (see Table 1).

Table 1. Criteria for assessing the digital competency of professional development

1. Organizational communications.	The use of digital technologies for: OC1. Access to pupils and parents' resources and information
The use of digital technologies for communication between institutions and a teacher with stakeholders.	OC2. Communication with colleagues by means of digital technologies OC3. Access to the joint development of communication strategies of the institution
2. Professional cooperation.	The use of digital technologies for:
Using digital technologies to collaborate with other education workers, sharing knowledge and experience.	PC1. Collaborative with other educators to implement educational projects PC2. Sharing resources and experiences with colleagues

	PC3. Collaborative development of educational resources
	PC4. New pedagogical practices and methods study
3. Reflexive pedagogical practice.	The use of digital technologies for:
The use of digital technologies for individual and collective reflection, the active development of their own digital pedagogical practice.	RPP1. Finding of gaps in digital competency
	RPP2. Search for educational materials for advanced professional development
	RPP3. Appealing for help to others to improve their digital pedagogical competence.
4. Professional lifelong development	The use of digital technologies for:
The use of digital technologies and resources for advanced professional development.	LLD1. Planning your own learning
	LLD2. Updating their professional subject competences
	LLD3. Providing opportunities for colleagues training
	LLD4. Use of online learning opportunities

We have provided five possible options (categories) of answers for each item of questionnaire: 1 – very low level (initial level), 2 – low level, 3 – medium level, 4 – sufficient level, 5 – high level (expert level). For further statistical analysis of the obtained data, we used the modern theory of testing IRT. This theory compared with the classical theory of testing has such advantages as objective estimates of task parameters and knowledge level parameters.

For statistical processing of the data obtained, we used the IRTPRO software. The response categories of 1, 2, 3, 4, 5 were translated into item scores 0, 1, 2, 3, 4 (interior codes of response categories) by this program.

As far as obtained estimates depend on the level of teachers' digital competence (θ) and on the complexity of the questionnaire questions (δ), we used the assumption of the unidimensionality of our model. That is, the probability that the participant of the test with the level of preparedness (θ) executes the task of difficulty (δ) is calculated by the formula

$$P(\theta - \delta) = \frac{1}{1 + e^{\theta - \delta}} \quad (1)$$

The probability of success depends, in essence, only on one parameter - the difference $\theta - \delta$. The level of preparedness θ and the complexity of the task δ are measured in logits and are plotted on the same scale.

3.2 Statistical and mathematical analysis of research data

First, we have checked the questionnaire (test) for internal consistency. To do this, for all 14 questions, the coefficient alpha Cronbach have been calculated. It was acceptable ($\alpha=0.8604$).

Local independency. One of the assumption of unidimensional IRT models is that of local independency (LI) or conditional independence. LI is the assumption that is the only that influences on an individual's item response is that of the latent trait variable that is measured and that no other factors (e.g., other items on the measuring scale or another latent trait variable) is influencing individual item responses. Local dependency can occur for numerous reasons such as when the wording of two or more items consist of the synonyms used across items that teachers can't differentiate between items, but only by selecting the same response category across items.

To assess the tenability of local independency, the standardized LD χ^2 statistic for each item pair has been examined. LD statistics greater than |10| are considered large and reflecting likely LD issues or residual variance that is not accounted for by the unidimensional IRT model. LD statistics between |5| and |10| are considered moderate and questionable LD, and LD statistics less than |5| are considered small and inconsequential.

LD statistics for 14-item five-category scale are summarized in Table 2.

Table 2. Standardized LD χ^2 Statistics

Item	Label	1	2	3	4	5	6	7	8	9	10	11	12	13
1	OC1													
2	OC2	2.0												
3	OC3	0.1	0.8											
4	PC1	0.1	-0.7	0.9										
5	PC2	4.0	-1.0	0.2	0.8									
6	PC3	5.3	-0.8	2.5	0.2	3.5								
7	PC4	-0.6	0.6	0.2	1.4	0.1	3.2							
8	RPP1	4.0	0.6	4.5	0.3	1.1	1.0	1.8						
9	RPP2	2.1	-0.1	0.7	0.7	0.4	3.9	3.0	1.8					
10	RPP3	1.7	3.0	2.7	1.2	0.4	0.4	3.3	2.1	-0.4				
11	LLD1	3.2	1.1	1.8	-0.5	7.2	1.5	2.0	1.6	1.5	0.2			
12	LLD2	-0.3	-0.7	-0.9	2.5	0.7	0.3	-0.1	1.1	1.7	0.2	0.1		
13	LLD3	-0.5	3.3	-0.6	1.3	-0.2	2.3	1.1	0.6	0.5	4.3	0.4	-0.1	
14	LLD4	0.6	0.3	1.0	0.2	2.9	-1.6	0.2	2.1	0.4	-0.3	1.6	0.8	2.8

Overall, LD statistics for the model corresponds to the 14-item five-category scale and shows that most LD statistics are relatively small. Based on these results, the assumption of local independency is tenable.

Unidimensional IRT models have the assumption, known as functional form, which states that the observed or empirical data follow the function specified by the IRT model. In the context of the IRT model, functional form implies that all threshold parameters are ordered and that there is a common slope within each item, although not necessarily across items. Essentially, the comparison has been made between the empirical data and those that were predicted by the IRT model.

In addition to assessing model-data correspondence, it is important to check if each item refers to the category system and operates as expected. To assess whether categories usage corresponds as expected (or not) to the IRT model (14-item five-

category scale), ORF (option response function) plots of each item have been inspected.

Software has been used to generate the ORF plots for all items, IRTPRO has an easily accessible feature of this once. Figure 1 [15] provides ORF plots for all items, which is typical for the IRT model.

As it can be seen, the predicted ORF plots shows that all items deport themselves as a five-category item, with a category score of 0 (very low level) and is less likely to be selected than any other category for almost the entire competencies continuum (i.e., between -3 and 3).

Assessing IRT Model-Data Fit. To assess the correspondence of the model to each item, a $S-\chi^2$ item-fit statistic for polytomous data has been examined. This item-fit statistic is provided by default in IRTPRO. For each item, $S-\chi^2$ assesses the degree of similarity between the model-predicted and the empirical (observed) response frequencies by item response category. A statistically significant value indicates if the model corresponds to the given item.

Table 3. Item-Fit Statistics ($S-\chi^2$ Item Level Diagnostic Statistics) for 14-Item Five-Category Scale.

Item	Label	$S-\chi^2$	d.f.	Probability
1	OC1	52.98	45	0.1931
2	OC2	59.02	49	0.1544
3	OC3	62.28	57	0.2932
4	PC1	113.15	68	0.0005
5	PC2	49.58	45	0.2951
6	PC3	56.72	45	0.1128
7	PC4	105.00	71	0.0054
8	RPP1	90.15	63	0.0140
9	RPP2	56.31	57	0.5019
10	RPP3	60.49	59	0.4228
11	LLD1	51.80	51	0.4436
12	LLD2	78.37	60	0.0557
13	LLD3	79.52	64	0.0912
14	LLD4	91.73	67	0.0241

Given, that the length of the scale is short, the statistics have been calculated at the 1% significance level. The items fit $S-\chi^2$ statistics (see Table 3) and indicate the satisfactory correspondence except only 1 of the 14 items ($p < 0.01$ for Item 4 (PC1)). Since the correspondence of the model to this item is not acceptable, then the Item 4 has been removed, and the IRT items calibration has been performed again, and tests of item level correspondence have proved (see Table 4).

Table 4. Final Item-Fit Statistics ($S-\chi^2$ Item Level Diagnostic Statistics) for 13-Item Five-Category Scale.

Item	Label	$S-\chi^2$	d.f.	Probability
1	OC1	58.76	44	0.0673
2	OC2	58.82	44	0.0666
3	OC3	63.68	53	0.1493
4	PC2	92.06	70	0.0397
5	PC3	50.40	46	0.3028
6	PC4	51.25	43	0.1812

7	RPP1	92.60	67	0.0209
8	RPP2	99.31	64	0.0031
9	RPP3	48.39	50	0.5390
10	LLD1	55.26	59	0.6148
11	LLD2	53.19	52	0.4294
12	LLD3	61.37	60	0.4277
13	LLD4	67.20	58	0.1908

In this study, to analyze model-data correspondence respectively Graded and GPCredit models have been used and -2 LogLikelihood (-2LL) values have been gained for each model. -2LL values for each model are shown in Table 5.

Table 5. -2 Loglikelihood values for inter models

Graded	GPCredit
-2 Log Likelihood: 7782.93	-2 Log Likelihood: 7841.94

To determine which model is appropriate for our data structure, the difference between -2LL values have been analyzed if it is over than the desired value looking up at the χ^2 table. As there are 13 items in the test (after calibration), $p=0.01$ desired value for χ^2 is 27.69. As it can be seen in Table 5 for the GPCredit and the Graded models, the difference between -2LL values is 59.01. As the gained value is over than the intended value, it has been determined that the Graded model is more appropriate for our data structure than the GPCredit model.

Evaluating and Interpreting Results. Given that the model assumptions are tenable, the description of the item properties, including the amount of information available, now we can apply for each item, subset of items, or the entire scale. The ITR model item parameter estimates for the 13-items scale are provided in Table 6.

Table 6. Graded Model Item Parameter Estimates, logit: $a(\theta - b)$

Item	Label	a	$s.e.$	b_1	$s.e.$	b_2	$s.e.$	b_3	$s.e.$	b_4	$s.e.$
1	OC1	2.82	0.32	-0.92	0.13	0.31	0.09	1.33	0.12	2.41	0.22
2	OC2	2.22	0.25	-1.01	0.14	0.53	0.10	1.53	0.14	2.95	0.33
3	OC3	2.23	0.24	-0.94	0.14	0.18	0.10	1.15	0.12	2.29	0.22
4	PC1	1.01	0.15	-0.73	0.19	0.92	0.18	2.20	0.32	3.88	0.60
5	PC2	2.67	0.29	-1.16	0.14	0.13	0.09	1.33	0.12	2.65	0.26
6	PC3	1.55	0.20	-0.49	0.14	1.21	0.15	2.51	0.28	4.33	0.76
7	PC4	1.25	0.16	-2.37	0.32	-0.75	0.16	0.77	0.14	2.09	0.26
8	RPP1	1.72	0.20	-1.06	0.16	0.13	0.11	1.24	0.14	2.34	0.24
9	RPP2	1.75	0.22	-0.78	0.15	0.66	0.11	1.59	0.16	3.33	0.43
10	RPP3	1.46	0.19	-0.36	0.13	0.66	0.12	1.95	0.22	3.54	0.49
11	LLD1	2.37	0.26	-1.23	0.15	0.08	0.10	1.07	0.11	2.30	0.21
12	LLD2	1.83	0.21	-0.85	0.14	0.37	0.10	1.23	0.13	2.42	0.25
13	LLD3	1.23	0.18	-0.34	0.15	1.14	0.17	2.15	0.28	4.21	0.67

Parameter a is the slope; b_1, b_2, b_3, b_4 present the ability to value at the thresholds between the response-option categories for the item. Each threshold reflects the level of generally perceived selfefficacy needed to have equal 0.50 probability by choosing

the corresponding above the given threshold. In our study there are 5 graded categories or response options, thus there are 4 b values. b_1 is the threshold for the trace line describing the probability of chosen category 2, 3, 4, or 5. b_2 is the threshold for the trace line describing the probability of chosen category 3, 4, or 5. b_3 is the threshold for the trace line describing the probability of chosen category 4 or 5. b_4 is the threshold for the trace line describing the probability of chosen category 5. For example, to determine the probability that someone will choose category 2, we subtract the probability dictated by the trace line defined by b_2 from that dictated by the trace line defined by b_1 .

The slope estimates the range from 1.01 (Item 4) to 2.82 (Item 1). In general, all items have a two level relationship with general teachers' digital competency (first level slope values – from 1.01 to 1.83 and the second level – from 2.22 to 2.82). But the large level of slopes for Items 1-3, 5, 11 indicates that they have the strongest relationship with the latent trait and measure general digital competency more precisely than other items.

Threshold parameters for the Graded model correspond to the 13-item of five-category scale ranged from -2.37 (Item 7) to -0.34 (Item 13) for b_1 , from -0.75 (Item 7) to 1.21 (Item 6) for b_2 , from 1.07 (Item 11) to 2.51 (Item 6) for b_3 , from 2.09 (Item 7) to 4.21 (Item 13) for b_4 . The majority of b_1 , b_2 , b_3 and b_4 thresholds for the items are around general digital competency level of -0.94 , 0.43 , 1.54 , 2.98 , respectively. The range of average values of the thresholds is wide enough and they differ by more than 1. This information implies that the used scale is the most useful in distinguishing between teachers around these latent trait levels.

Each item has its own item information function (IIF) that is shaped by its slope and thresholds. IIFs are used to identify how much empirical information each item adds to the entire scale and where that information appears along the continuum.

IIFs are readily available in the IRTPRO once the set of items have been calibrated.

Figure 2 [8] shows IIFs for 13 items from the five-category scale.

The information function of the ideal test must have one clearly expressed extremum. If the graph of the information function has a smooth, but not clearly expressed extremum, it suggests a decrease in the effectiveness of the entire test. In the case of several local extrema, for example, two at θ_1 and θ_2 , the test needs to be improved. If the number of items in the test is not big, then you need to add items that have an intermediate complexity $\theta_1 < \delta < \theta_2$ to eliminate the "failures" between adjacent extremums.

The IIFs for Items 1, 2, 3, 5 and 8 stands out the most from all other items because it provides the most amount of information (precision). The maximum values IIFs of these items are in the range of 1.5 to 2.0. For instance, the IIF for Item 1 (OC1) has local extrema in four point $\theta = -0.92$, $\theta = 0.31$, $\theta = 1.33$, $\theta = 2.41$, which are the item's respective thresholds b_1 , b_2 , b_3 , b_4 . The items providing the least amount of information across the continuum are Items 4 (PC2) and 13 (LLD4) as their slope values were the lowest relative to all other items on the scale. There are pairs of items that appear to provide nearly identical information across the continuum because their respective IIFs are nearly identical, so that suggests that only one of these items may

be necessary. Such pairs are represented by the pairs of Items 3 and 11, Items 8 and 12.

To understand how the 13-item five-category scale works in the whole, the area under each IIF can be summed together to create a total information function (TIF). Each item contributes independently the unique information to the TIF and is not dependent on other items. This is also another reason why the assumption of LI is important. The TIF provides useful details about variable scale information on the trait continuum. Furthermore, the TIF can be used to identify gaps in the continuum.

Useful metric to capture the amount of error around an IRT score is the expected standard error of estimate (SEE; $SEE \approx 1/\sqrt{\text{information}}$). The SEE can also be used as a function to gauge the expected amount of errors along the continuum.

Figure 3 [26] shows graphs for changing the basic data (measured in logits) and the standard error of measurement.

As it can be seen from Figure 3, with values θ from -1.5 to 3.0, the SEE is almost constant and slightly less than 0.3, but the value of the information function is the range from 13 to 15 (approximately constantly). Then the estimated marginal reliability for this range is $1-0.32^2 \cong 0.91$. The Marginal Reliability for Corresponding Pattern Scores provided by the IRTPRO is 0.92. This means that for latent values greater than -1.5 the values of the indicator variables are the most reliable. However, outside this range of -1.5 to 3.0 marginal reliability decreases and the SEE increases. Thus, if a more precise GSE scale was desired within this range or across more of the continuum, then more items are need to be added to the scale to meet the desired information or level of expected SEE.

To summarize, the 13-item five-category scale provides precise estimates of the scores (information $\cong 14$, marginal reliability $\cong 0.92$, expected SEE $\cong 0.3$) for a broad range of the continuum, -1.5 to 3.0. The maximum amount of information (precision) is approximately 15 around latent trait estimates 1.3. However, precision and expected SEEs around score estimates worsen outside of this range. To improve score estimates beyond this range it is need to write additional items that have thresholds below -1.5.

According to the IRT analysis, the following conclusions can be drawn:

1. Analyzing the characteristic functions (see Figure 1) of the questionnaire questions, it is possible to note that the probability of choosing the response of category 0 (very low level (initial level) for all 14 distractors (OC1, OC2, OC3, PC1, PC2, PC3, PC4, RPP1, RPP2, RPP3, LLD1, LLD2, LLD3, LLD4) with $\theta = -3$ is within the approximate range from 0.75 to 1.0 (fairly high limits). This means that a small number of teachers assesses their level of digital competency according to all distractors at the initial level, which is a very positive factor at the present time. The higher the level of the teachers' digital competences, the smaller is the probability to choose from the category 0 a response, which is completely natural. For most distractors, the probability of choosing from the category 0 response falls to zero for teachers with an average level of competencies ($\theta = 0$), the exception is for the PC1, PC3, RPP3, LLD3, LLD4 distractors, for which the probability of choosing a category response from 0 equals to $\theta = -3$. This means that the competencies that

correspond to these distractors are not yet well formed even among teachers with an average level of general digital competence.

2. The probability to choose a response from the category 4 (high level (expert level)) for all 14 distractors with $\theta = 3$ is within the approximate range from 0.2 to 0.8. This means that teachers who generally have a high level of overall digital competence (or believe that it is of such a level), in the context of exact distractors, have a very miscellaneous level of preparedness. The attention should be paid to the development of competencies that correspond to distractors for which the corresponding probability is less than 0.5. These are PC1, PC3, RPP2, RPP3, LLD3, LLD4.
3. If the graphs of characteristic functions for categories 1, 2 and 3 reach their maximum somewhere in the middle of the scale from -3 to 3, then this is normal from the point of view of the IRT analysis. But as our study has revealed that the curve 3 for individual distractors (PC1, PC3, RPP2, RPP3, LLD3, LLD4) reaches its maximum at the right end of the scale for θ . This means that teachers who are considered to having the high level of general digital competence, in fact, the level of their competence that corresponds to the specified distractors is not sufficient.
4. The particular concern is caused by the competences with responses from the categories 1, 2 and 3 have a less probability than 0.5 and when the maxima of these probabilities are shifted to the right. These are the competences: PC1, RPP1, RPP2, RPP3, LLD2, LLD3. The displacement of the maximum of probabilities, shifted to the right, means that teachers who are considered to have an average level of competences, in general, have an inadequate level of preparedness of these competencies.
5. From the above mentioned, the level that correspond to the OC1, OC2, OC3, PC2 and LLD1 distractors considered to be satisfactory from the point of probabilistic statistical analysis.
6. When analyzing S- χ^2 Item Level Diagnostic Statistics, we came to the conclusion that the PC1 item should be removed from the questionnaire (see Table 3 and Table 4). Indeed, if we analyze Table 1 at the content level, the attention can be drawn to the fact that the PC1 and PC3 distractors concern in fact to one competence, which is realized in different activity directions.
7. The analysis of the information functions of the questionnaire (see Figure 2) shows that items PC2, RPP1 and LLD4 were not informative enough in the general context of digital competencies evaluation. In order to do the repeated research on general digital competence after the practical implementation of the strategy for its formation or individual stages of this strategy, these distractors should be corrected.
8. From the graph of the general information function (see Figure 3) it is clear that the IRT analysis gives the sufficiently complete information about the general digital competency of the teachers. Only in cases of very low competence or close to it the value of the general information function is low and according to it, the standard error of estimation (SEE) is high. This indicates the fairly good selection of distractors for this study.

3.3 Development of approaches to the development of digital competences of teachers in the process of their lifelong learning at Ternopil Volodymyr Hnatiuk National Pedagogical University

From the study, it follows that teachers with different levels of digital competency of professional development do not have well-formed competencies such as: working with other educators to implement educational projects, joint development of educational resources, appeal to others to improve their digital pedagogical competence, provision learning opportunities for colleagues, the use of online learning opportunities.

Proceeding from this, approaches to the development of digital competencies in the process of improving of teachers' qualification at the training center "Educational Innovation" of Ternopil Volodymyr Hnatiuk National Pedagogical University were developed. They are based on a model for teaching teachers throughout their lives based on the development of digital competencies [1].

Proposed approaches to the professional development of digital competences of teachers in the process of their lifelong learning include groups of criteria for the planning and development of organizational communications, engagement and professional co-operation, assessment and reflexive pedagogical practice, sustainability, and professional development throughout life.

In the process of planning and developing organizational communications, attention is paid to both the contemporary national and world context and the individual experience of developing digital competences of teachers in the process of their professional development and lifelong learning, namely:

- combining a subject of the learning with context in which teachers work at the level of school, community, region;
- correlations of qualification improving on the development of digital competences of teachers in the process of their professional development and lifelong learning with standards, programs and goals at the school, community, region, and state levels;
- the use of digital technologies for communication of institution and teacher with other teachers and pupils.

The group of criteria for "engagement and professional co-operation" envisages an active role for teachers in professional co-operation, community building and motivation to share their pedagogical experience:

- collaboration with other educators for the implementation of educational projects;
- joint development of educational resources;
- supporting professional co-operation, providing learning opportunities of the learning for colleagues;
- the creation and development of professional communities with horizontal links to ensure mutual learning and discussion of new ideas;
- appealing for help to others to improve their digital pedagogical competence;

- searching study materials for continuing professional development, using online learning opportunities.

In the group of criteria "evaluation and reflective pedagogical practice" the emphasis is on formal assessment, qualitative feedback and constant reflection:

- demonstration of the service's compliance with the stated objectives and learning outcomes;
- the use of digital technologies for individual and collective reflexive pedagogical practice;
- feedback opportunities for those who take part in the improving of qualifications;
- discussion of specific features related to the received knowledge, materials or skills that will be demonstrated by a successful transition to the implementation of professional activities;
- adding participants to the assessment of their knowledge and skills.

The group of criteria for "sustainability and professional lifelong development" provides post-support, facilitates better motivation of educators for lifelong learning and helps in building an individualized trajectory of professional growth in the field of digital technologies, namely:

- detailing of further steps after training that teachers need to apply in a new environment;
- proposals for continuing education through information and technical post-support;
- provision of training opportunities for colleagues;
- use of online learning opportunities (massive open online courses, webinars, etc.);
- advising on the implementation of educational innovations.

These approaches are already being implemented in practice in the process of qualification improving of teachers and their lifelong learning at the international educational training center of Ternopil Volodymyr Hnatiuk National Pedagogical University.

4 Conclusions

To develop approaches to assessing the professional development of digital competences of teachers during their lifelong learning, levels of their formation were determined, as well as relevant criteria and indicators.

The results were processed based on the theory of modeling and parametrization of tests IRT. We can state the appropriateness of choosing the standardized statistics LD χ^2 and statistics M_2 , presented in IRTPRO.

On the basis of the conducted research, the approaches to the professional development of digital competence of teachers in the process of their lifelong learning are proposed, which include the following groups of criteria: planning and development of organizational communications, engagement and professional cooperation, assessment and reflective pedagogical practice, sustainability and professional development throughout life.

Among the main vectors of the strategy of professional development of teachers in the context of the development of digital competencies, it should be noted: the creation and development of professional communities with horizontal links to ensure mutual learning and discussion of new ideas; the use of digital technologies and resources in the learning process, modeling of the learning process, oriented on results and educational projects.

References

1. Balyk, N., Barna, O., Shmyger, G., Oleksiuk, V.: Model of Professional Retraining of Teachers Based on the Development of STEM Competencies, http://ceur-ws.org/Vol-2104/paper_157.pdf (2018).
2. DigCompEdu, <https://ec.europa.eu/jrc/digcompedu> (2017).
3. DigComp 2.1: The Digital Competence Framework for Citizens with eight proficiency levels and examples of use, [http://publications.jrc.ec.europa.eu/repository/bitstream/JRC106281/web-digcomp2.1pdf_\(online\).pdf](http://publications.jrc.ec.europa.eu/repository/bitstream/JRC106281/web-digcomp2.1pdf_(online).pdf) (2017).
4. Edwards, M.: An Introduction to Item Response Theory Using the Need for Cognition Scale. *Social and Personality Psychology Compass*, 3(4), pp.507–529 (2009)
5. European Commission. Key competences for lifelong learning. A European frame of reference. Luxembourg: Office for Official Publications of the European Communities, <http://www.mecd.gob.es/dctm/ministerio/educacion/mecu/movilidad-europea/competenciasclave.pdf?documentId=0901e72b80685fb1> (2007).
6. Ferrari, A.: DIGCOMP: A Framework for Developing and Understanding Digital Competence in Europe; Publications Office of the European Union: Luxembourg, Volume EUR 26035, <http://publications.jrc.ec.europa.eu/repository/bitstream/JRC83167/lb-na-26035-enn.pdf> (2013).
7. From, J.: Pedagogical digital competence – between values, knowledge and skills. *Higher Education Studies*, 7(2), pp.43–50 (2017).
8. Graded response model item information functions for 13 items scale, https://drive.google.com/file/d/1-4yQ_vNRmBVHHySp9mBimWtq8IGTVe4X/view (2019).
9. Gudmundsdottir, G., Loftsgarden, M., Ottestad, G.: Nyutdannede lærere: Profesjonsfaglig digital kompetanse og erfaringer med IKT i lærerutdanningen. Senter for IKT i utdanningen. (2014).
10. Hall, R., Atkins, L., Fraser, J.: Defining a self-evaluation digital literacy framework for secondary educators: the DigiLit Leicester project. *Research in Learning Technology*, 22 (2014).
11. Hargreaves, A.: *Teaching in the knowledge society: Education in the age of insecurity*. New York: Teachers College Press. (2003).
12. Hatlevik, O. E.: Examining the relationship between teachers' self-efficacy, their digital competence, strategies to evaluate information, and use of ICT at school. *Scandinavian Journal of Educational Research*. 61(5), pp.555-567 (2017).

13. Lund, A., Furberg, A., Bakken, J., Engelién, K. L.: What does professional digital competence mean in teacher education? *Nordic Journal of Digital Literacy*, 9(4), pp.281–299 (2014).
14. Martin, A., Grudziecki, J.: DigEuLit: concepts and tools for digital literacy development. *Innovation in Teaching and Learning in Information and Computer Sciences*, 5(4). pp.249-267 (2006).
15. ORF for Items 1-14, <https://drive.google.com/file/d/1vW62WETrp1H41vRuyJJBjXwLeIDS77w0/view> (2019).
16. Ottestad, G., Kelentrić, M., Guðmundsdóttir, G.: Professional Digital Competence in Teacher Education. *Nordic Journal of Digital Literacy*, 9, pp. 243-249 (2014).
17. Paek, I., Han, K.: IRTPRO 2.1 for Windows (Item Response Theory for Patient-Reported Outcomes). *Applied Psychological Measurement*, 37, pp. 242-252 (2013).
18. Pettersson, F.: On the issues of digital competence in educational contexts – a review of literature. *Education and Information Technologies*, 23(3), pp. 1005–1021 (2018).
19. Pozos P., Torelló O.: The digital competence as a cross-cutting axis of higher education teachers' pedagogical competences in the european higher education area. *WCES 2012. Procedia – Social and Behavioral Sciences*, 46, pp.1112 – 1116 (2012).
20. Proposal for a Council Recommendation on Key Competences for Lifelong Learning, Brussels, <https://ec.europa.eu/education/sites/education/files/recommendation-key-competences-lifelong-learning.pdf> (2018).
21. Shmyger, G., Balyk, N.: Formation of Digital Competencies in the Process of Changing Educational Paradigm from E-Learning to Smart-Learning at Pedagogical University. In E.Smyrnova-Trybulska (Eds.), *Monograph «E-learning Methodology – Effective Development of Teachers' Skills in the Area of ICT and E-learning»*, 9, pp. 483 – 497 (2017).
22. Shyshkina, M.: Emerging Technologies for Training of ICT-Skilled Educational Personnel. In: Ermolayev, V., Mayr, H.C., Nikitchenko, M., Spivakovsky, A., Zholkevych, G. (ed.) *Information and Communication Technologies in Education, Research, and Industrial Applications. ICTERI 2013. Communications in Computer and Information Science*, 412, pp. 274-284, https://link.springer.com/chapter/10.1007/978-3-319-03998-5_14 (2013).
23. Spirin, O., Nosenko, Yu., Iatsyshyn, A.: Current requirements and contents of training of qualified scientists on information and communication technologies in education. In: *J. Information Technologies and Learning Tools*, 56(6), <http://journal.iitta.gov.ua/index.php/itlt/article/view/632/483> (2016) (in Ukrainian)
24. Tømte, C., Kårstein, A., Olsen, D.: *IKT i lærerutdanningen. På vei mot profesjonsfaglig digital kompetanse?* Oslo: NIFU. (2013).
25. Tømte, C. Digital competence in teacher education. *Learning & Teaching with Media & Technology*, pp. 173-182. (2013).
26. Total information function and expected SEE function, https://drive.google.com/file/d/11eiFVcS96DDthG6uR7yY0UE34BNsLk_I/view (2019).
27. Wastiau, P., Blamire, R., Kearney, C., Quittre, V., Van de Gaer, E., Monseur, C.: The use of ICT in education: A survey of schools in Europe. *European Journal of Education*, 48(1), pp. 11–27 (2013).